

# Russian Domain Space 2015: Outcomes and Development Prospects



## 2015 results in figures

**5** million domain names in .RU

**55%** of Russians 18 years of age and over use the Internet daily\*

**1.9** million domain names listed in the Netoscope project database

**51.6** domain names in Russian new gTLDs

**46%** percent of the Earth's population uses the Internet

**311.5** million domain names in the world


**2.3** million domain names in IDN domains

**49.6%** of the world's websites use .COM

**871** new gTLDs delegated

**11.2** million domain names in new gTLDs

\*According to the InFOM company as of November 2015



# Contents

- 3** Russian domains in the global domain space
- 11** .RU and .РФ ccTLDs and the Internet growth in Russia
- 17** Russian domain name registrars
- 21** Coordination Center's social and marketing programs





Andrei ВОРОБЬЕВ  
Director of the Coordination Center

Dear friends,

For us 2015 was a very productive year. First, the .RU domain registered five million domain names. This is a very serious figure to which we were looking forward. It's more than a large figure – it means that the growth rates of the .RU domain are not reducing and will keep developing. Second, the domain .РФ is also continuing to grow and now has over 875,000 domain names. Registration is open for Russia's new domains: .ДЕТИ, .МОСКВА, .MOSCOW, .TATAR, .РУС. So, overall over six million names have been registered in the Russian domain space.

In 2015, the Coordination Center for TLD .RU paid a great deal of attention on enhancing information security, forming a favorable Internet environment and countering cyber threats. Our project, Netoscope, has become a major tool in this struggle. More and

more participants in Russia's online business, public organizations and government bodies are joining its activities. The sixth issue of the concluding analytical report, "The Russian Domain Space 2015: Results and Development Prospects," will tell you about Russian national domains, events in the world domain space, and our social and market initiatives. We want to share this information with you, tell you about our observations and conclusions, and offer you our view on what is happening online.

Many events affecting the Internet's development, its users and society's attitude to the Internet took place in 2015. They are all reflected in our report. I'm sure it will be interesting for our audience and every user will find useful and important information in it.

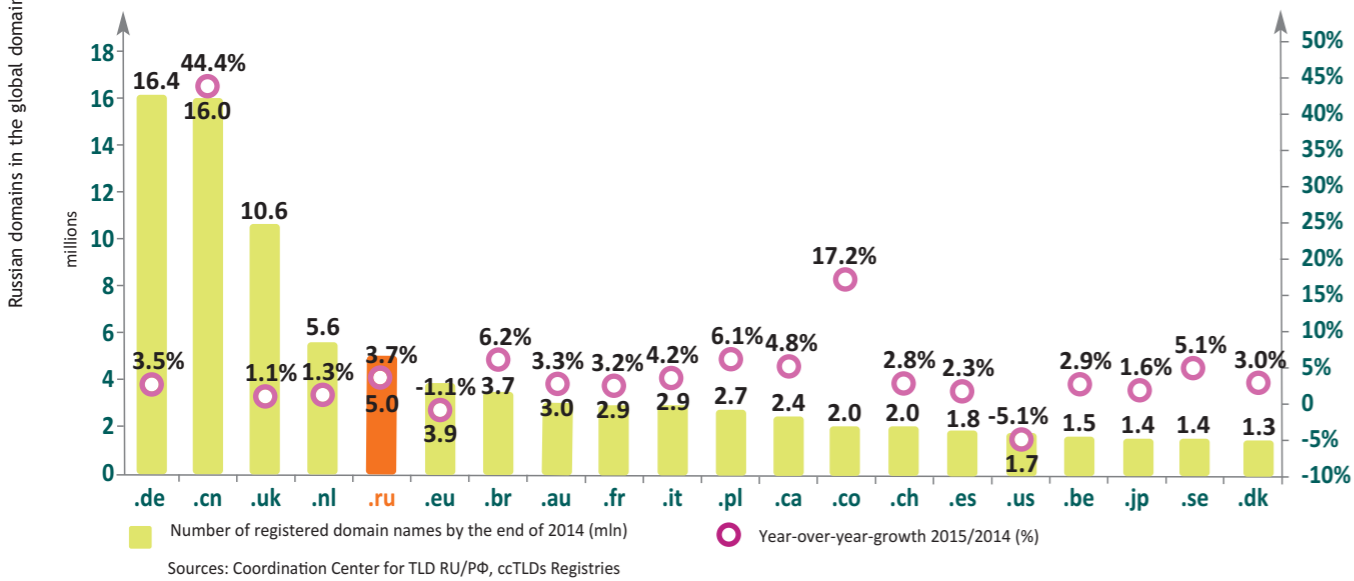
Sincerely yours,  
Andrei Vorobyev



## Russian domains in the global domain space



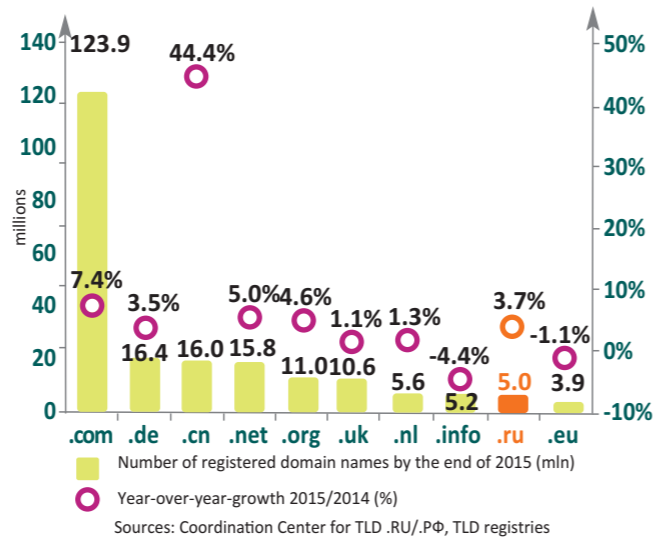
### Largest ccTLDs, by the end of 2015



The trend in the field of country code top-level domains (ccTLDs) changed in 2015 as most reports discontinued covering free ccTLDs such as .tk (Tokelau) ccTLD, which is essentially no longer a country code domain but a generic TLD. In addition, reliable information about this domain dates back to the beginning of 2015, and perhaps indicates that its further development has come across certain problems. As a result, the .RU domain, which comprised 5,040,278 domain names as of late 2015, ranked 5th among ccTLDs. The first four ccTLDs did not change from the previous year. The largest year-end growth among the world's 20 largest domains was registered by China's .CN (+ 44 percent) and Colombia's .CO (+ 17 percent). The other domains in this group only grew by up to 6%. At the same time, the outflow of domain names stopped in 2015: outflow was only registered for .EU and .US domains. Moreover, the standing of the American .US domain was worsening, with the outflow increasing from 1.5 percent in 2014 to 5 percent in 2015. The other outsiders, including .RU, reported considerable growth. In particular, .RU increased by 4 percent.

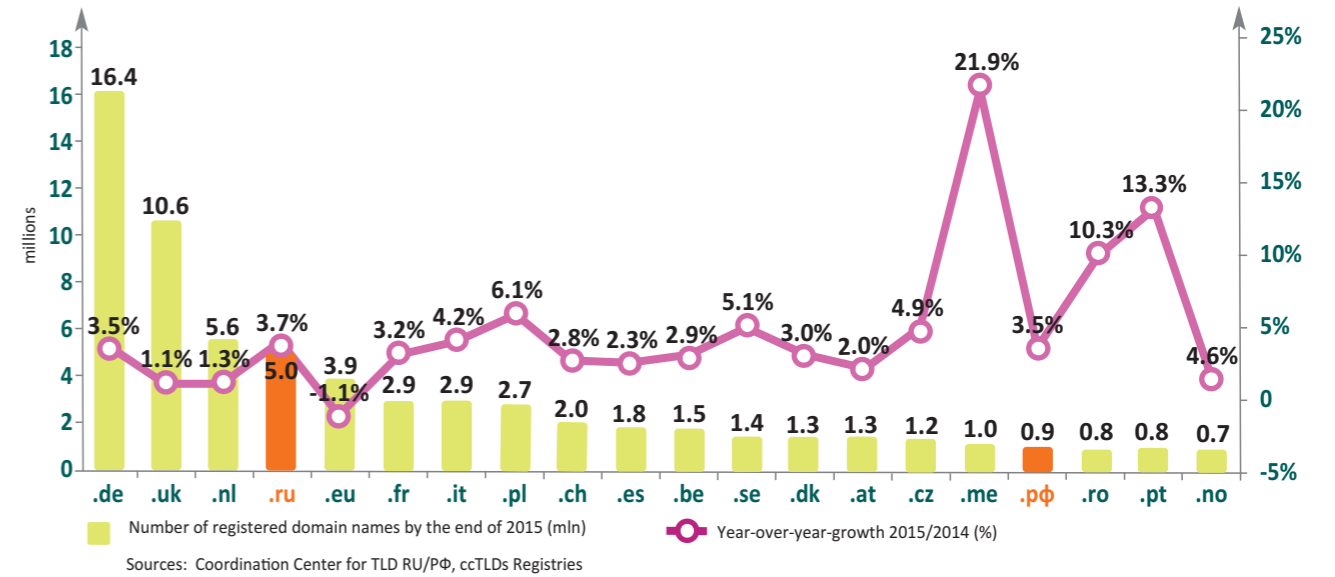
Overall, there were 311.5 million registered domains as of December 31, 2015, out of which 158.7 million are so-called "old" domains where .COM is the unquestionable leader, 141.6 million are country code domains (inc. IDN ccTLD) and 11.2 million domain names were registered as new generic TLDs. The Russian ccTLD .RU ranks 9th among the world's top 10 largest

### Top 10 TLDs, by the end of 2015



ccTLDs where the indisputable leader is .COM, which grew by leaps and bounds in 2015. Moreover, .COM has kept its place as the key element of the global network not only in the number of registered domain names. As many as 49.6 percent of existing websites were created in the .COM zone. The runner-up by the number of websites is ccTLD .RU, but the divide is very wide: .RU domains account for only 5.1 percent of all websites. The other leaders in this respect are .NET (4.7 percent) and .ORG (4.4 percent).

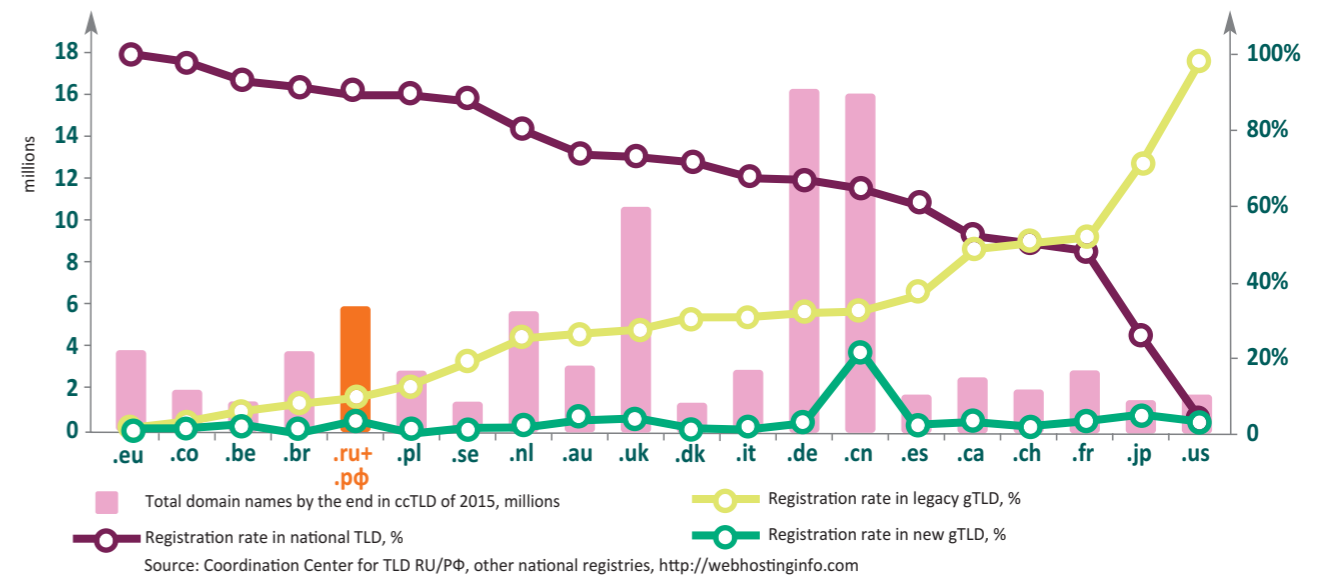
### Top 20 European ccTLDs, by the end of 2015



In the European market, which has been dominated by Germany's .DE domain for several years, .RU ranks 4th, whereas .PФ went down one grade to 17th place. The Russian interna-

tionalized domain has been overtaken by Montenegro's .ME domain, which is positioned as a generic rather than country code domain.

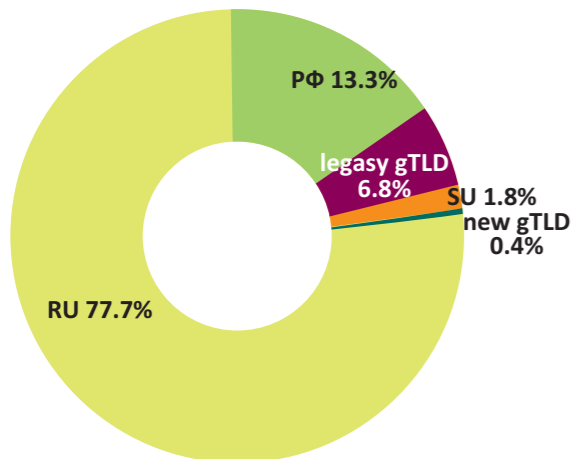
### GTLDs registration rate in other countries, by the end of 2015



In the second half of 2015, the registrars of many generic top-level domains (gTLDs) registered booming growth of domain names. For example, the .COM and .NET domains increased

by 4.1 million names in October through December 2015, which is unprecedented growth.

## GTLD registration rate in Russia as of the end of 2015

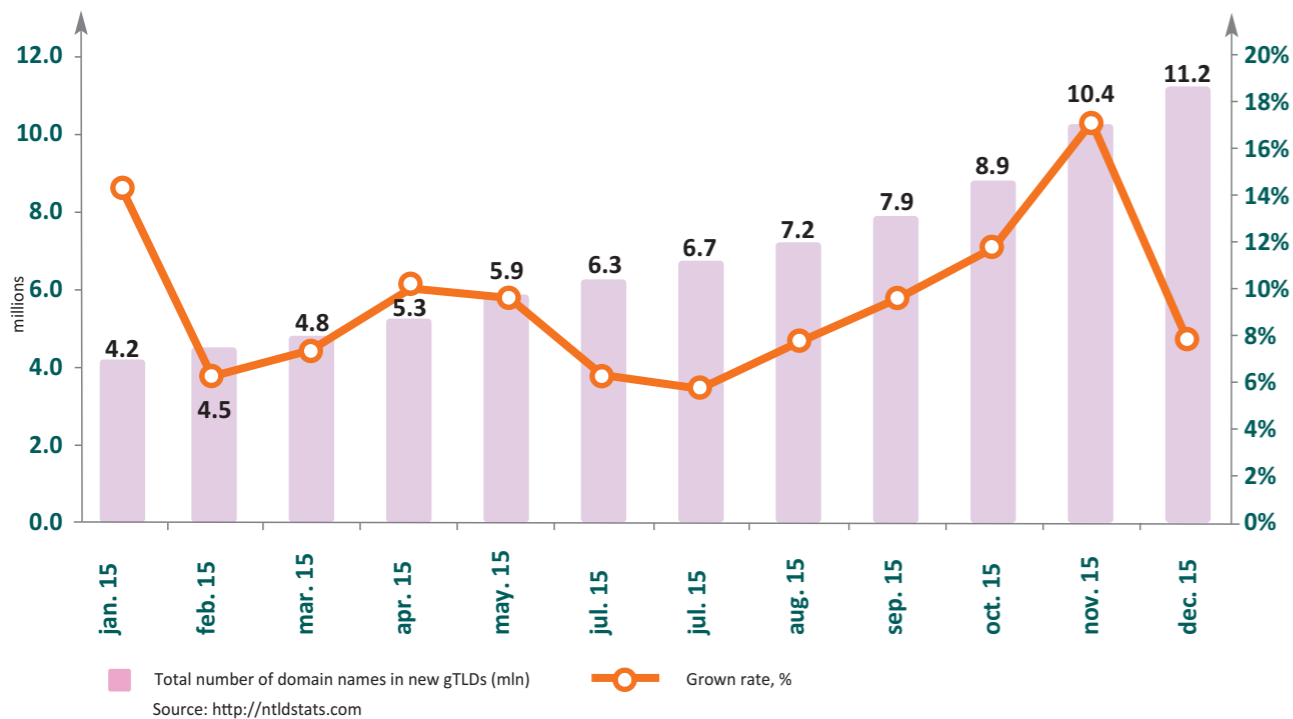


The share of internationalized ccTLDs is relatively small in Russia at slightly over 7 percent. The .COM domain has remained the most popular domain in Russia (5.5 percent), in keeping with the global trend, where .COM has been the world's largest ccTLD for years.

The largest deals in the domain market in 2015 were registered in the .COM zone. The overall leader was the porno.com domain, which was sold in February 2015 for \$8,888,888. The second and third largest deals concerned PX.com and 588.com domains, which were sold for \$1 million each.

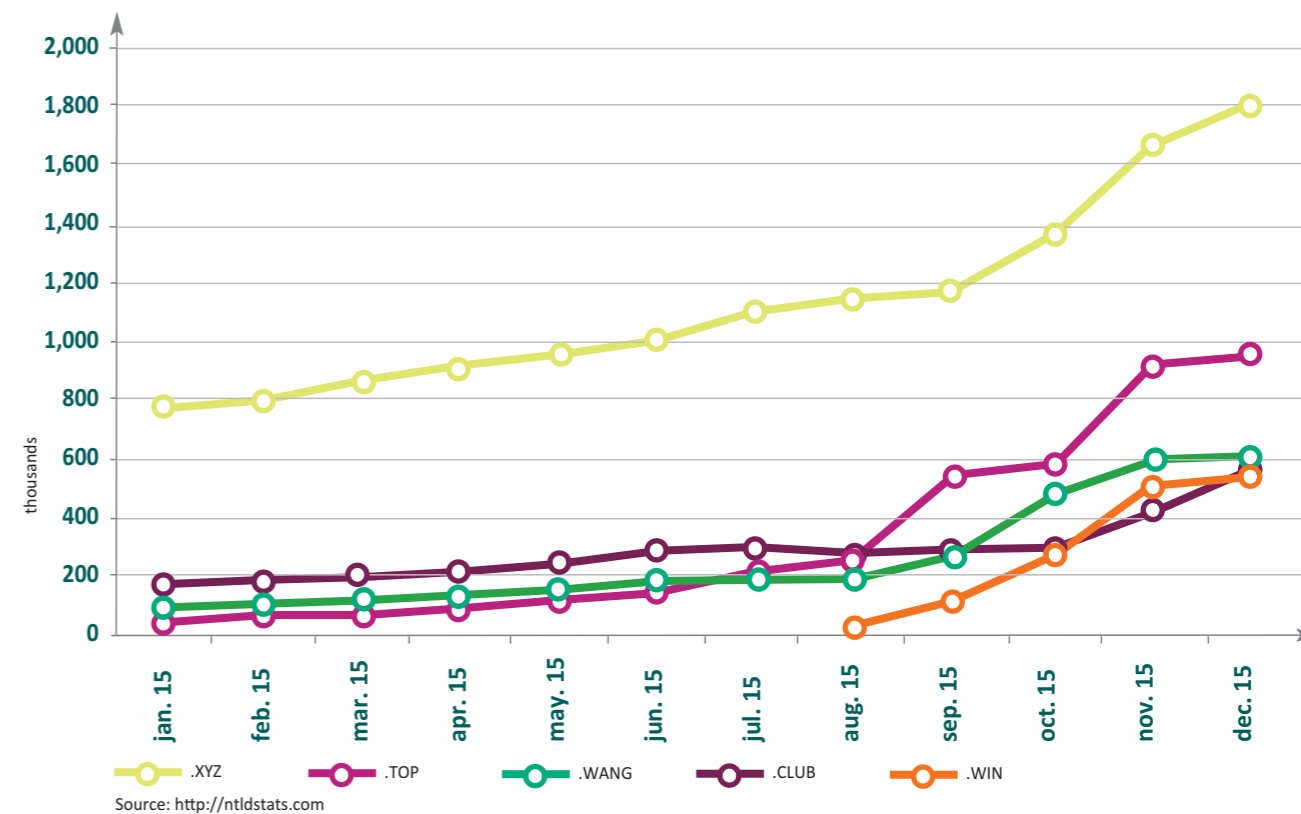
Source: Coordination Center for TLD RU/PΦ, <http://webhostinginfo.com>, <http://ntldstats.com>

## Total number of domain names in new gTLDs



Source: <http://ntldstats.com>

## Grown in Top-5 new gTLDs per month



Source: <http://ntldstats.com>

The rapid growth in the domain zone in the fall of 2015 was largely spurred by the opening of public registration for many new gTLDs. In November 2015 alone, new gTLDs accounted for about 10 percent or 1,288,029 of the total number of newly registered domain names. This is an all-time record for new gTLDs, which increased 2.6 times from the beginning of 2015. As of the end of the year, 871 new gTLDs were delegated.

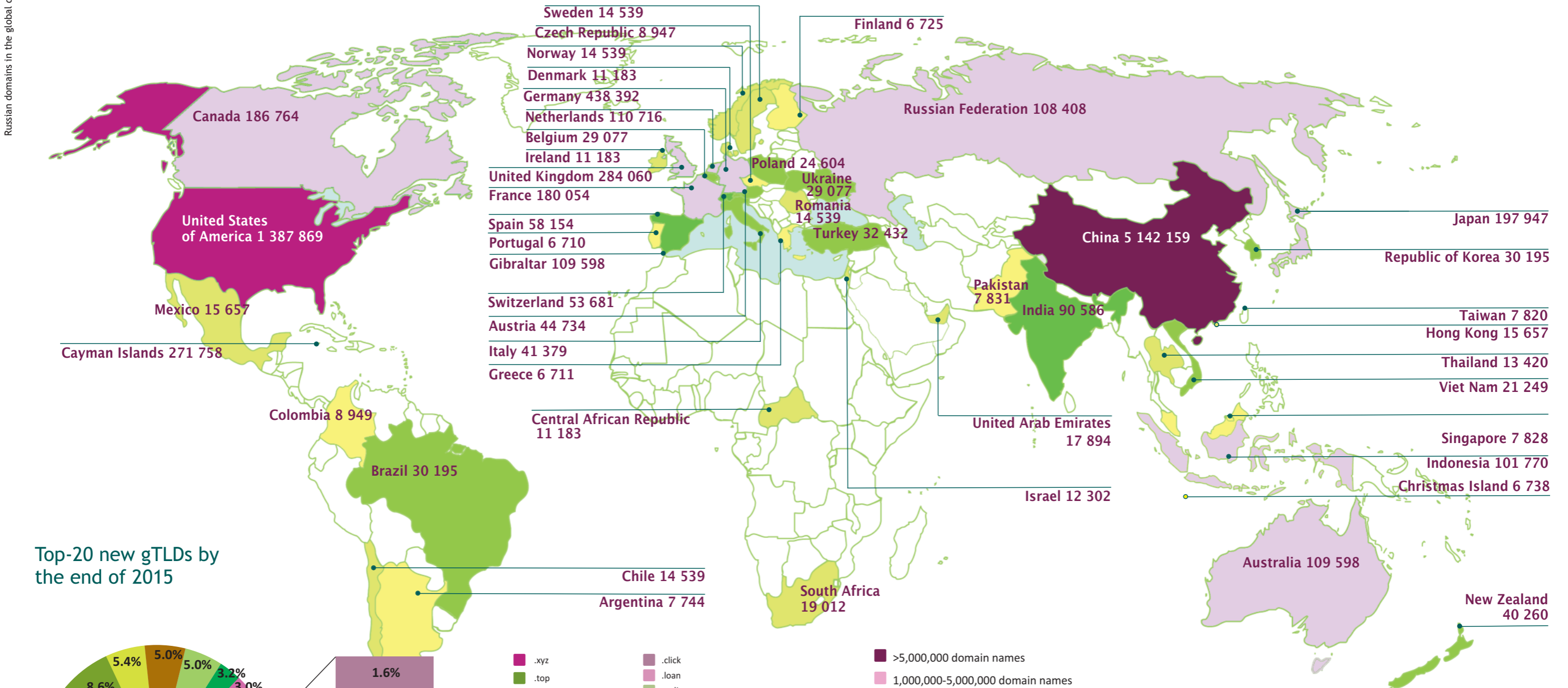
The largest new gTLD, .XYZ surged ahead of the US ccTLD .US, which was launched 30 years ago on February 15, 1985. It took the new gTLD .XYZ, which was only registered on June 2, 2014, 18 months to overtake .US and reach 6th place among all gTLDs by the number of registrations.

Another large new domain, .CLUB, which comprised 554,864

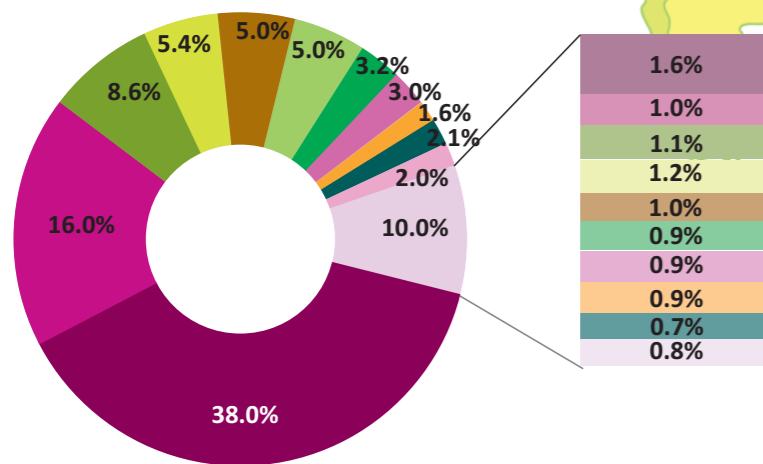
domain names as of December 31, 2015, is growing stronger financially. According to its registrar, .CLUB fetched over \$1.6 million in November from selling premium domain names. In mid-December, the registrar offered a pool of 13,000 premium domain names for registration. .CLUB resumed ownership of some of them when their registration was not extended, and the other part was never offered for registration before. The available names include bicycle.club, carsharing.club, clothing.club and frequentflyer.club. Moreover, 5,000 names were offered at no more than \$10 per name. As a result, 2,000 of the 13,000 names were sold on the very first day, and almost all of the remaining names were sold by the end of December, making the .CLUB domain one of the biggest financial successes among new top-level domains.



## Distribution of new gTLD domain names by country



Top-20 new gTLDs by the end of 2015



- .xyz
- .top
- .wang
- .win
- .club
- .网址(xn--ses554g)\*
- .science
- .link
- .ren
- .party
- 11-20 места
- .click
- .loan
- .online
- .website
- .date
- .space
- .bid
- .work
- .site
- .xin
- Другие

\*.网址(xn--ses554g) – “web address”  
Source: <http://ntldstats.com>

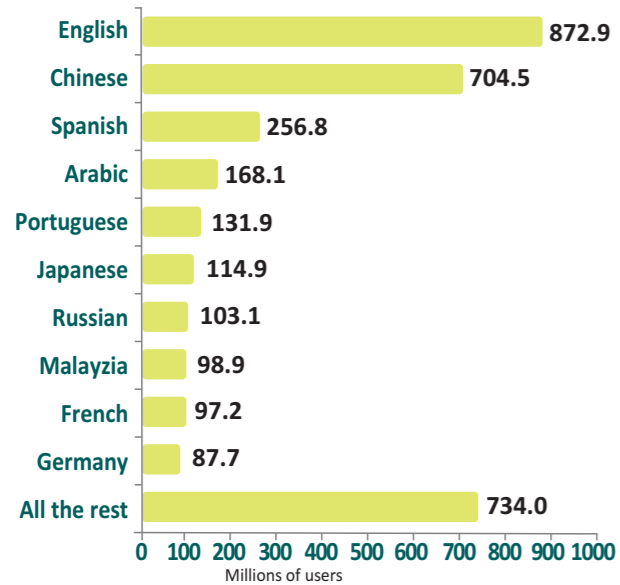
- >5,000,000 domain names
- 1,000,000-5,000,000 domain names
- 100,000-1,000,000 domain names
- 50,000-100,000 domain names
- 20,000-50,000 domain names
- 10,000-20,000 domain names
- <10,000 domain names

Source: <http://ntldstats.com>

## Top-level IDNs and their global distribution

According to the European registry of Internet domain names EU-Rid, there are 6.2 million internationalized top- and second-level domain names in the world. The share of IDNs in the total number of domain names is about 2 percent, same as the year before.

### Top 10 Languages in the Internet, 2015



The main character encoding schemes used in IDNs are ASCII (Latin alphabet), Cyrillic and Han (Chinese). They are used in 90 percent of all internationalized domain names. Seventy percent of IDNs are hybrid, that is, second-level domain names registered in traditional generic top-level domains that use ASCII (for instance, .COM and .NET). “Clean” internationalized domain names (registered in country-code domains or new generic domains with a character encoding scheme other than ASCII) make up about 30 percent of the total number.

As for the real use of internationalized domain names, the Russian domain .PФ holds a top position. It has 69 percent active domain names including parked ones, and 50 percent excluding them.

Russian is currently the main language of content associated with internationalized domain names. At the end of 2015, the global domain space had 49 IDN toplevel domains in 39 countries. As many as 43 domains in 26 languages, using 19 different scripts, had been delegated by then, while six more – including Bangladesh, Bulgaria, European Union, Macao, Pakistan, and Yemen – were awaiting delegation.

TLD	Type of TLD	Language	Total domain names by the end of 2015	Yearly growth
.PФ	ccTLD	Russian	864 340	29 159
.台灣	ccTLD	Chinese	354 539	33 653
.网址	gTLD	Chinese	352 873	244 090
.中国	ccTLD	Chinese	352 785	67 390
.公司	gTLD	Chinese	49 311	3 059
.한국	ccTLD	Korean	42 672	-5 895
.在线	gTLD	Chinese	36 176	-359
.网络	gTLD	Chinese	32 179	404
.москва	gTLD	Russian	23 512	11 946
.我爱你	gTLD	Chinese	22 672	22 549

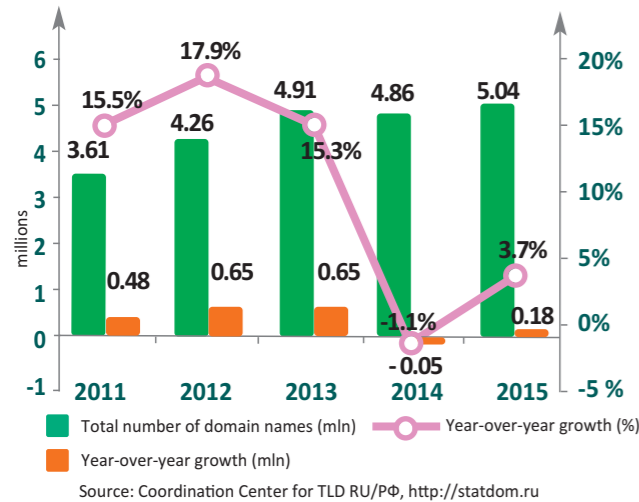
# .RU and .PФ ccTLDs and the Internet growth in Russia



## .RU and .PФ domains and Russian Internet development

On November 5, 2016, the five millionth domain name was registered in the .RU zone. The previous threshold, 4 million, was reached in September 2012.

### Number of domain names and annual growth in .RU

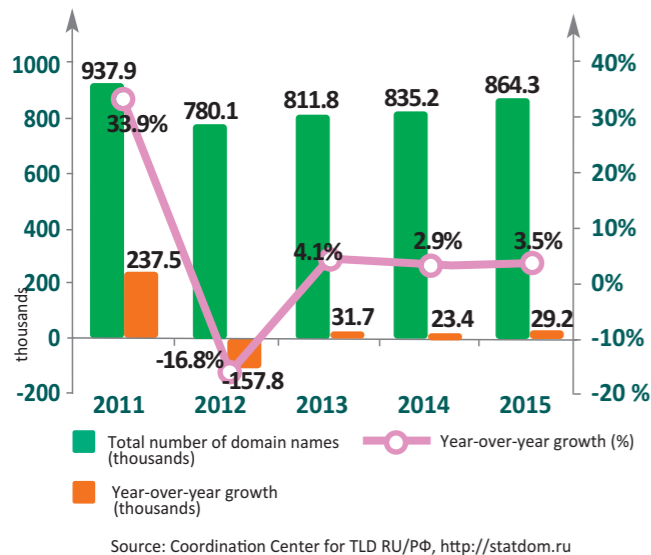


From 1994 to 2007, 1 million second-level domains were registered in the domain .RU. In the next two years, the number doubled: there were 1.5 million domain names on June 24, 2008 and 2 million on March 22, 2009. In September 2010, the number of registered .RU domains reached 3 million.

As of 2015, there were 5,040,278 registered domain names in the .RU domain, which grew by 180,820 domain names (3.7 percent) compared with 2014. The situation differs significantly from the previous year when the domain zone decreased by 1.1 percent (by 52,667 domain names).

A detailed analysis of the increase in .RU domain names the analysts of the Coordination Center for TLD RU/PФ perform every month shows growth mostly in the lower administrator segment (from 1 to 10 domains). In the middle segment (from 11 to 50,000 domains, the so-called "professional domainers" segment), the number of domain names has grown little due to increasing number of such administrators. The upper segments with over 50,000 domains per administrator have remained at the same level.

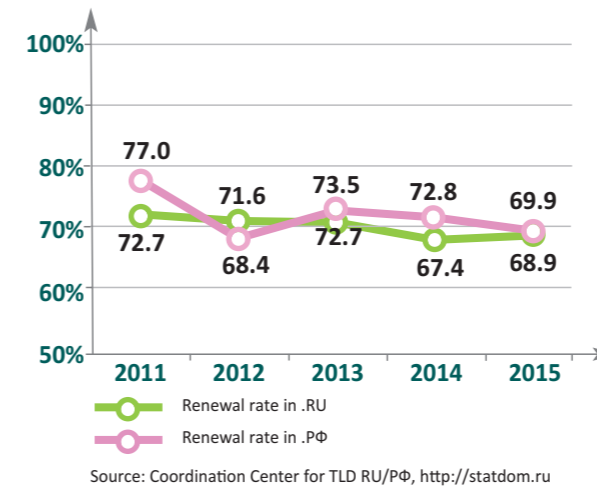
### Number of domain names and annual growth in .PФ



As of 2015, 864,340 domain names were registered in the .PФ domain which showed a growth of 3.5 percent (29,159 domains). Absolute growth was a 0.6 percent points increase from 2014 (23,393).

The Russian country code domain.RU is ranked 5th among the world's national domains and 9th among all top-level domains in terms of the number of registered domain names. The .PФ domain dropped to 17th place among European ccTLDs and was outflanked by Montenegro. The .PФ zone leads among internationalized country code top-level domains (IDN ccTLDs).

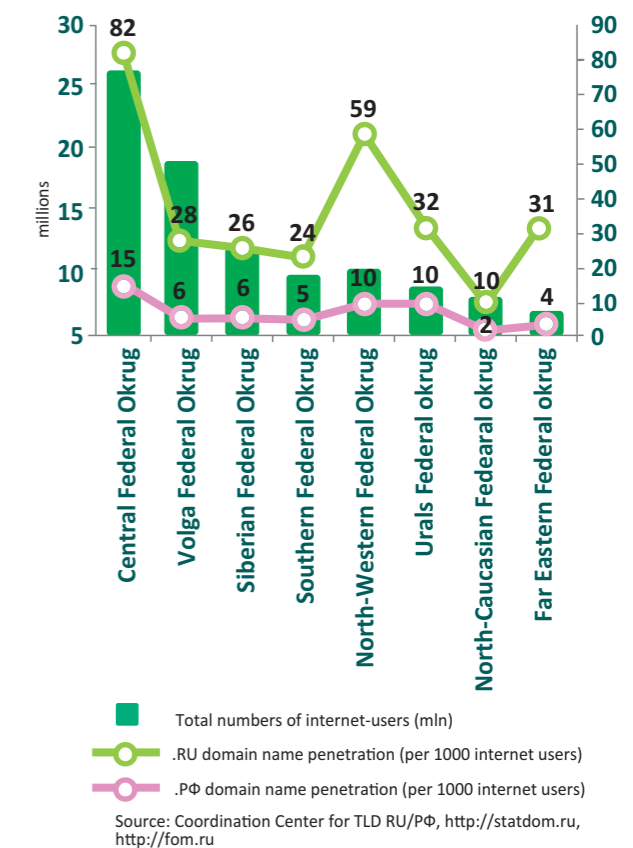
### Renewal rate .RU vs .PФ



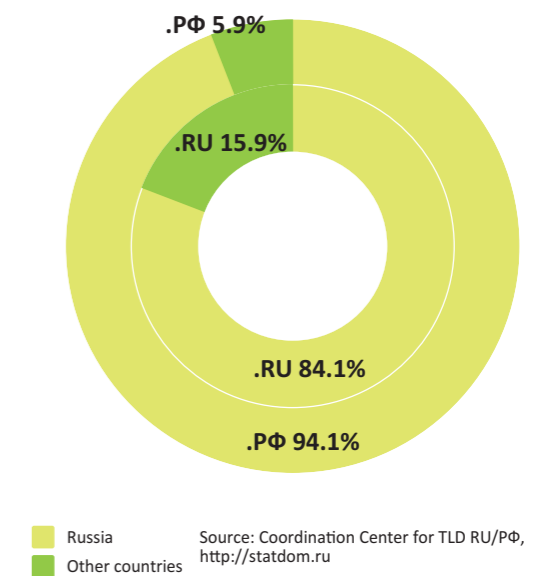
In Russia, there are 34 .RU domain names and 6 .PФ domain names per 1,000 people. This figure has little grown from 2014 (33 and 6 domain names, respectively). In the .RU domain, 78 percent of domain names belong to individuals and 22 percent to legal entities (in the .PФ it is 80 percent and 20 percent, respectively). There are approximately three domain names per one administrator in both zones.

The retention rate of domain names in the .PФ zone dropped by three points: less than 70 percent of domain names were renewed in 2015 as compared to 73 percent in 2013. In the .RU zone, the retention rate has grown by 1.5 points, from 67.5 percent in 2014 to 69 percent in 2015. This is quite a good result as compared to other major TLDs. The renewal rates in the largest top-level domains .COM and .NET are 72% of domain names. 73.5% of domain names in the national domain .UK and 77% in the domain .EU were renewed in 2015.

### Domain name penetration by Region of Russia



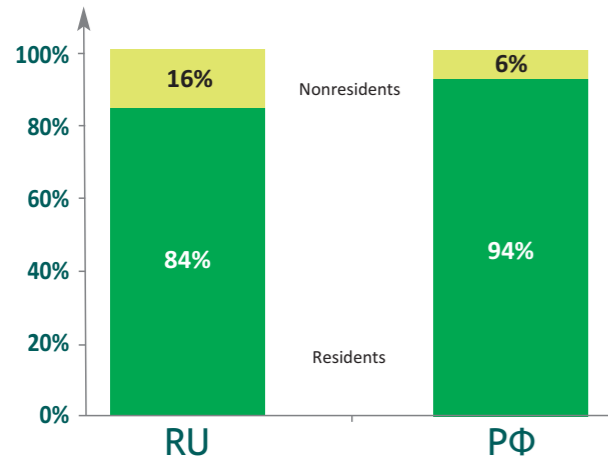
### Registered domain names breakdown by country





## .RU and .PФ domains and Russian Internet development

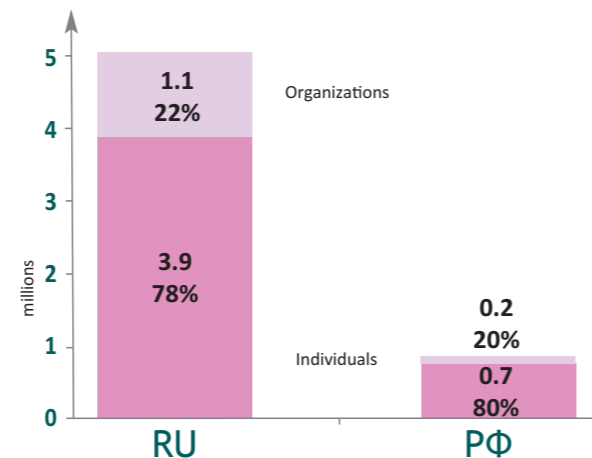
### Registered domain names breakdown by administrator



Source: Coordination Center for TLD RU/PФ, <http://statdom.ru>

The decrease could be explained by the fact that in 2012 and 2013, many domain names which were registered during the boom of November-December 2010 (the first months of the open registration in .PФ) were deleted. Several years ago, most experts agreed that the drop in the first months of the

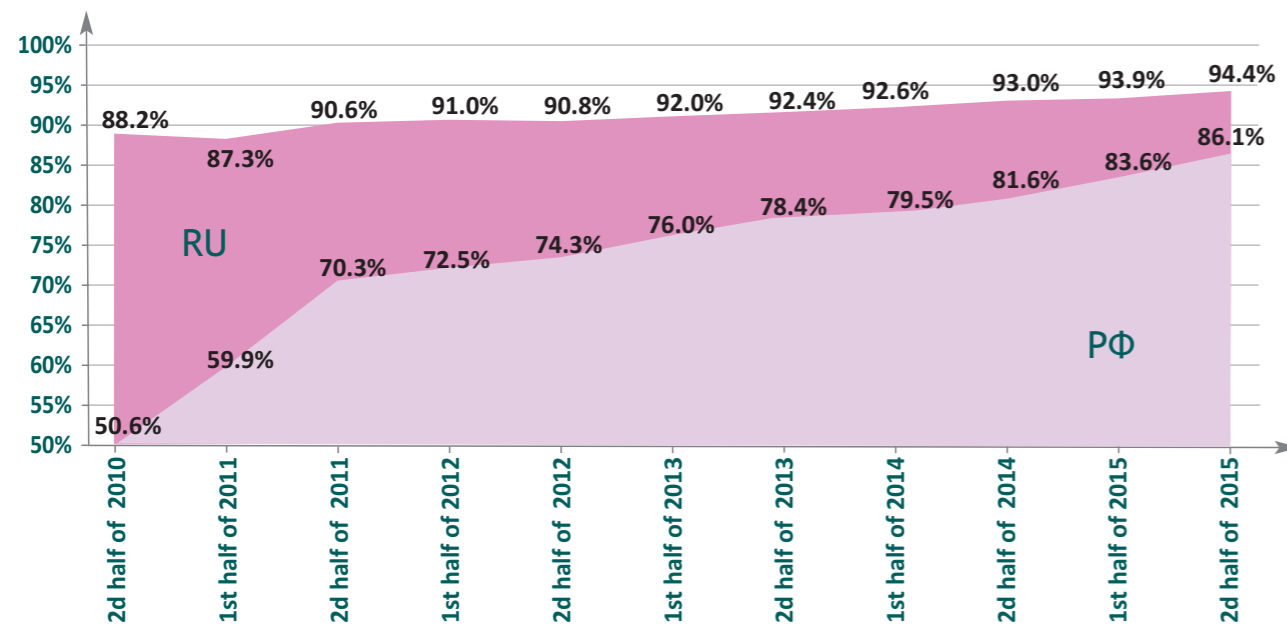
### Registered domain names breakdown by administrator



Source: Coordination Center for TLD RU/PФ, <http://statdom.ru>

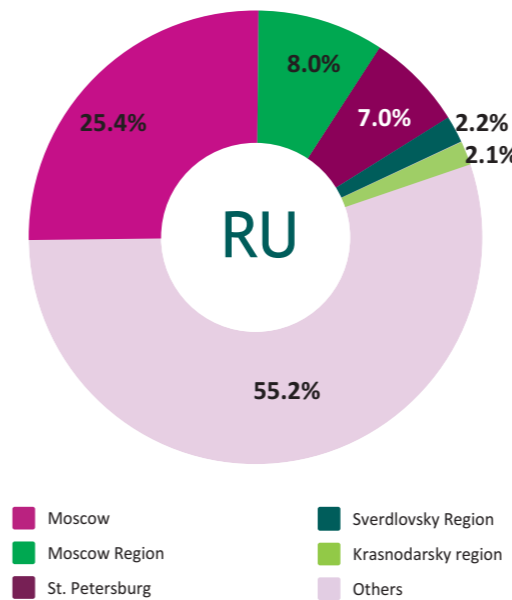
year will be seen for the next five or six years, until all registrations in .PФ are spread throughout the entire calendar year. However, it took just three years to stabilize the growth of the .PФ domain.

### Growth, delegated domains in .RU vs .PФ



Source: Coordination Center for TLD RU/PФ, <http://statdom.ru>

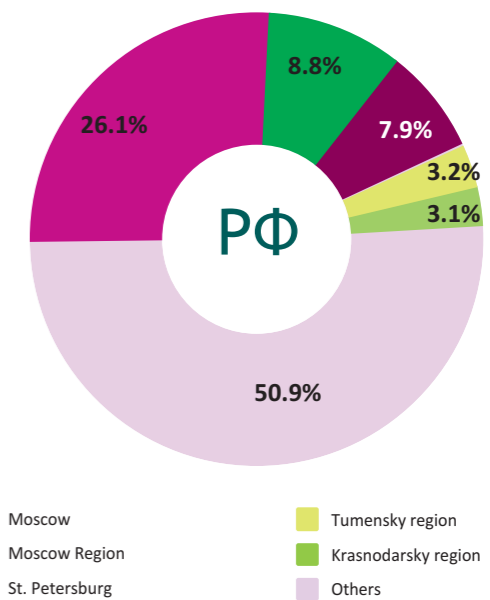
## Geographic distribution of domain names



Source: Coordination Center for TLD RU/PФ, <http://statdom.ru>

As for the global distribution of Russian country code domains, the survey showed that the .RU domain is used not only by Russians. According to Statdom.ru, there are .RU domain administrators in over 200 countries. Foreign administrators registered almost 16 percent of all domain names in .RU, or 802,611 domain names as of December 31, 2015. This share has not changed much for many years. The number of non-Russian residents in the .PФ domain is 6 percent or 51,238 domain names. It has grown in the past five and a half years to 6 percent at the end of 2015, and keeps growing, which shows the interest of foreign users in internationalized domains.

Curious is the distribution of domain names registration in Russian regions. The leader is, naturally, Moscow, both in the .RU and .PФ domains, with 25.4 percent and 26.1 percent of the domain names, respectively. The Moscow Region comes next, with three times fewer domain names, followed by St. Petersburg, which has 7 percent of the domain names in .RU and 7.9 percent in .PФ. In Siberia, most .PФ domain names were registered in the Tyumen Region, while most .RU domain names were registered in the Urals: in the Sverdlovsk Region, there were 2.2 domain names registered in .RU. The Krasnodar Territory comes in fifth for both domains.

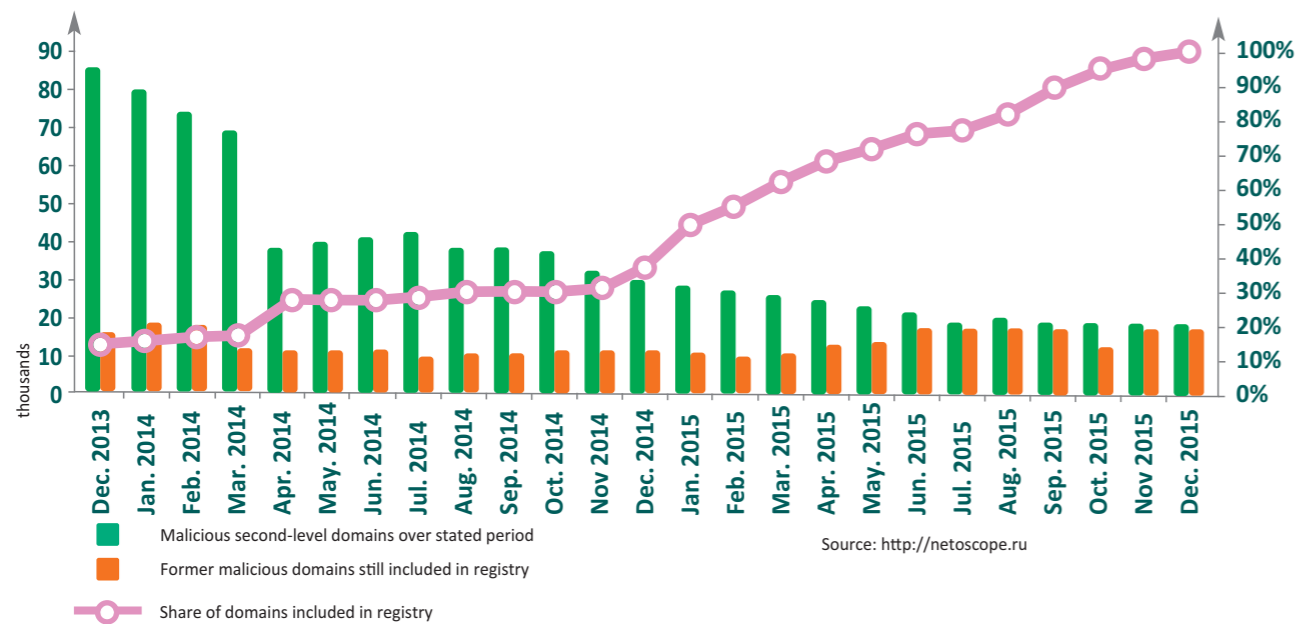


In general, the five leading regions have about a half of all Russia's domain names: 44.8 percent domain names in .RU and 49.1 percent in .PФ.

According to the Rules for the Registration of Domain Names in .RU and .PФ, a domain name should be 2-63 characters long. It should begin and end with a Latin (for .RU) or Russian (for .PФ) character or a number, with letters (Latin and Russian, respectively), numbers, or hyphens in between.

The average length of a domain name at the end of 2015 was 9.6 characters in .RU and 11.2 characters in .PФ. A trend to shorter domain names in .PФ has settled in over the past three years, as the share of shorter names has grown. However, average .PФ domain names are still longer than those in .RU, probably due to the linguistic specifics of the Russian language – the average length of Russian words is 7.2 characters (5.2 for English). In 2015, .PФ users continued to get rid of very long domain names (consisting of over 20 characters), possibly because they were not convenient to use. Over the past three years, the share of long names in .PФ decreased by 0.9 percentage points (from 7.1% in 2011 to 6.2% in 2015). In .RU, on the other hand, their proportion rose by 0.4 percentage points (from 0.9% in 2011 to 1.3% in 2015).

## Information security in .RU and .РФ domains, the project Netoscope



As of December 2015, there were 1,859,513 detected domain names which at least once were spotted or suspected in unwanted activity during the existence of the Netoscope project. All of them were listed in the project database in accordance with the data provided by the project participants. Since Netoscope was launched, the database has grown three times and keeps expanding. The suspicious domains are not deleted and will be considered in future surveys. There are sixteen percent of domain names in the database (297,094) whose malicious activities have not been confirmed in the most important categories: distribution of malware, phishing and spamming. These domain names are included in the risk group based on a number of criteria, and are being monitored. In all, 410,308 domains were added to the database in 2015. The dynamics of database expansion in 2015 shows that the most popular activity was placing malicious code on websites. The growth in the number of resources associated with certain activities (418,993) is bigger than the annual growth of the database (410,308). This can be explained by the fact that malicious code, spamming and phishing can be detected not only on new resources, but also in the domains that were already included in the database but were listed as other activities.

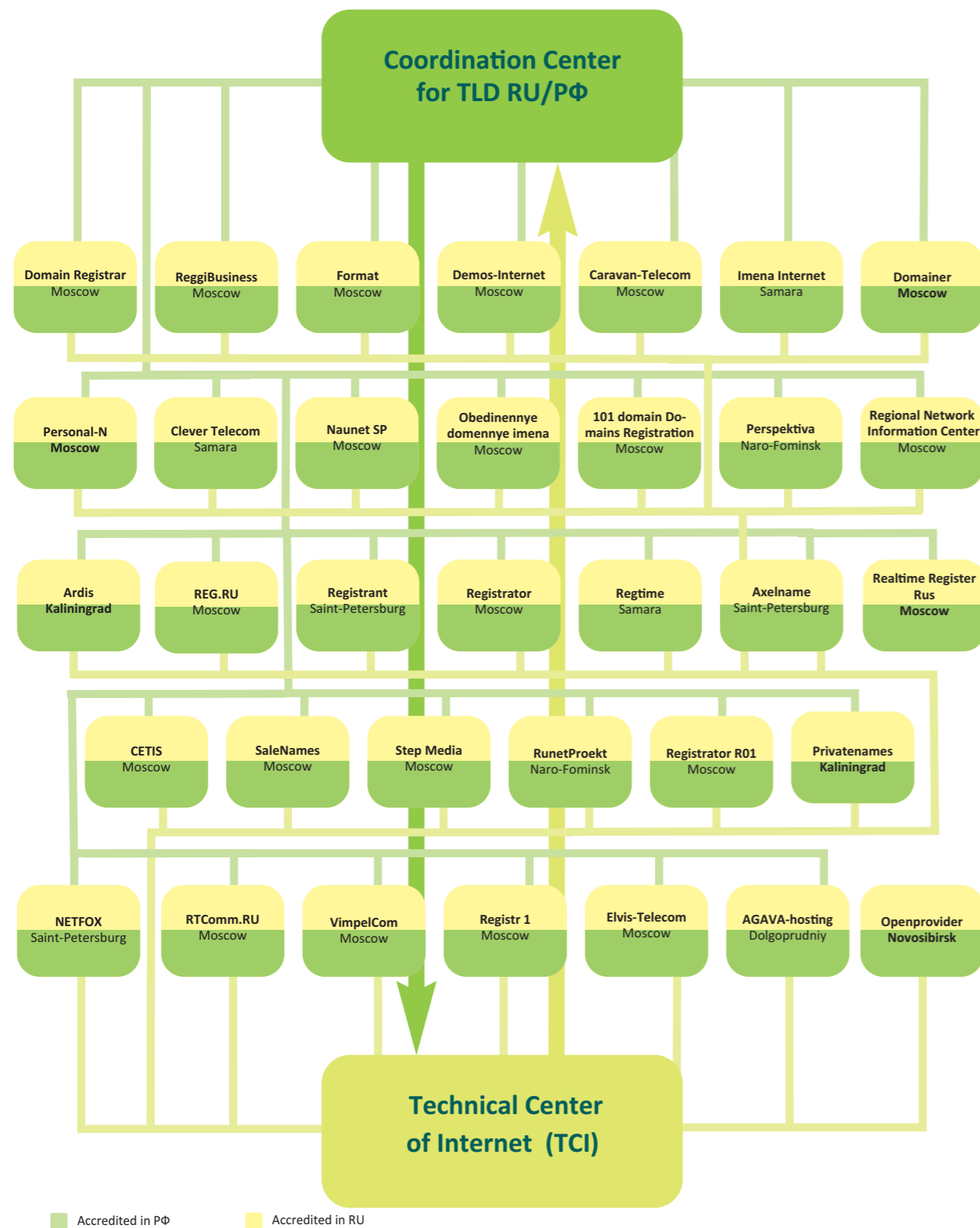
In 2015, the main sources of information about domain names with unwanted activity were Kaspersky Lab (397,188 domains) and RUCERT (19,652 domains). Together with Yandex and Mail.Ru Group, they are currently the largest analysts

of cyberspace security and the main fighters with malicious domains in the Russian Internet sector. The total number of domains (416,840) known from various sources is bigger than the annual growth of the database, which is 410,308. This difference is due to the fact that information about one domain can come from various sources: 6,532 domain names, which were added to the database in 2015, were spotted in unwanted activity by several sources. The Netoscope database includes exclusively domain names which were suspicious based on several criteria, while the issue of content analysis is not in Netoscope's competence and is not considered during data collection. Less than a half (42 percent) of the monitored domain names are second-level domains. To learn about their existence, one must check the information about them in the register of the relevant top-level domain. As of late 2015, the domain names existing in the register are 54.7 percent of the total number of second-level domains in the project database. The domain names whose administrators do not eliminate the reasons for inclusion in Netoscope are later deleted from the registers and become non-existent. By the end of 2015, the share of deleted domains was 45.4 percent, while in late 2014 it was 40.5 percent and in the end of 2013 27.5 percent. In December 2015, the share of registered domains with unwanted activity dropped, as did the absolute number compared with 2014. These changes show that the measures aimed at clearing the Russian Internet from malware are bringing results.

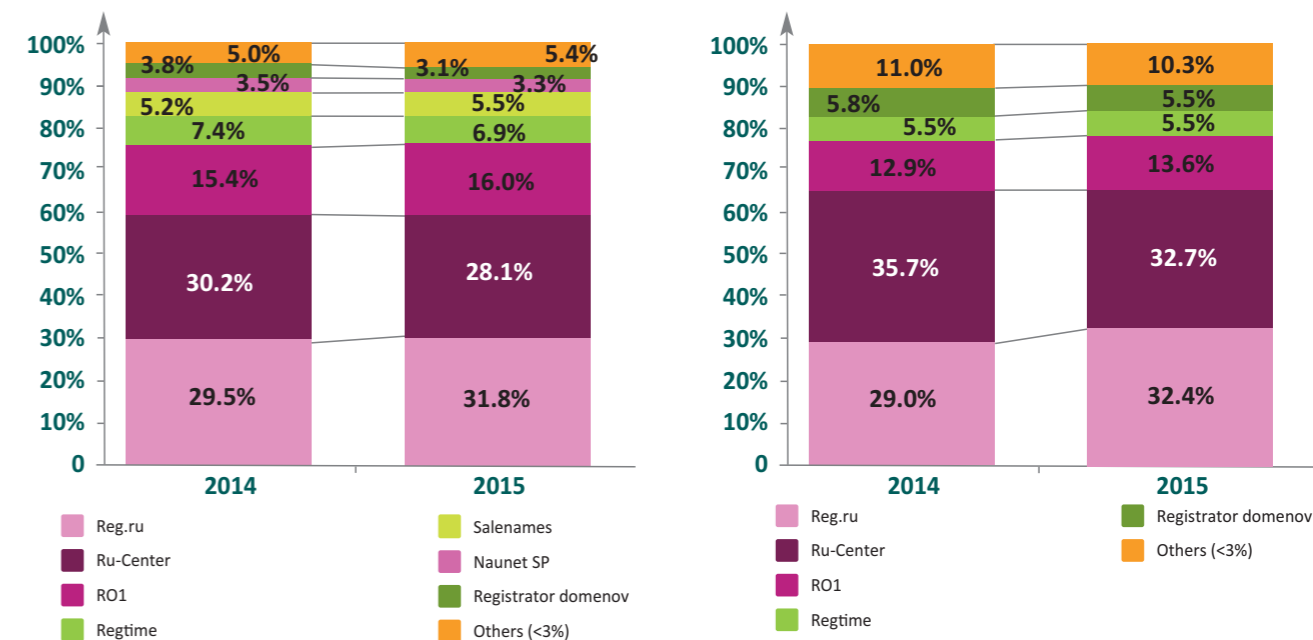
## Russian domain name registrars



## Structure of the National Registry



## .RU and .PФ domain names by Registrar (by the end of 2015)



Source: Coordination Center for TLD RU/PФ, <http://statdom.ru>

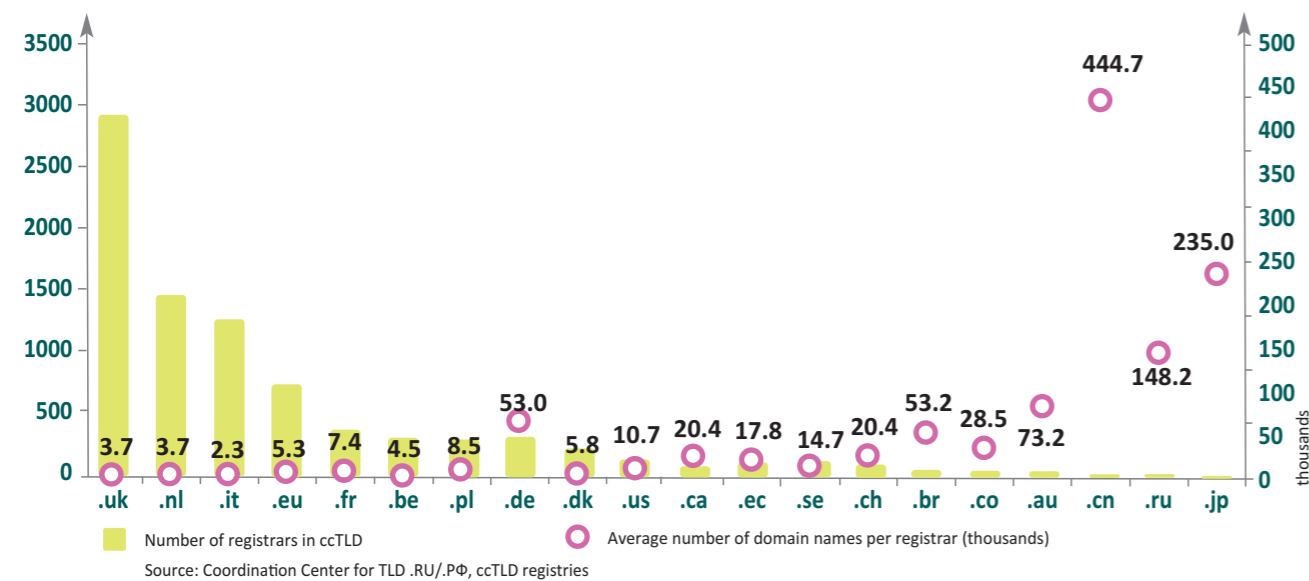
As of December 31, 2015, TLD.RU and TLD.PФ had 34 accredited registrars, each providing registration services to both TLDs. In 2015, four new .RU and .PФ registrars were accredited: the Domainer and RealTime Register Rus companies in Moscow, PrivateName in Kaliningrad and OpenProvider in Novosibirsk. OpenProvider became the first accredited .RU and .PФ registrar east of the Urals.

In 2015, the top five registrars accounted for 88.3 percent of all registered domain names in TLD.RU and for 89.7 percent of the registered domain names in TLD.PФ. Despite a 0.4 percent drop for .RU and a 0.8 percent drop for .PФ from 2014, the share of the registration service market controlled by the “big five” has shown steady growth for two consecutive years, whereas before 2014, the trend had been the opposite with

the share of minor registrars picking up by around 0.5-1 percent a year. Even so, the number of registrars has increased.

REG.RU leads in TLD.RU with 31.8 percent of all domain names and is close on the heels of .PФ’s frontrunner, RU-CENTER. The latter accounts for 32.7 percent of .PФ domain names, while REG.RU has 32.4 percent. RO1 is third after slightly expanding its share of the market to 16.0 percent in .RU and 13.6 percent in .PФ. RU-CENTER Group composed of three registrars (Ru-Center, RO1 and Reggi) maintains the lead with a total of 47.8 percent of the domain name market in .RU and 46.3 percent in .PФ. Thus, the trend towards a redistribution of market shares between major registrars continues, while the per company volume of domain names in .RU is falling.

## Domain names per Registrar in Top-20 ccTLD



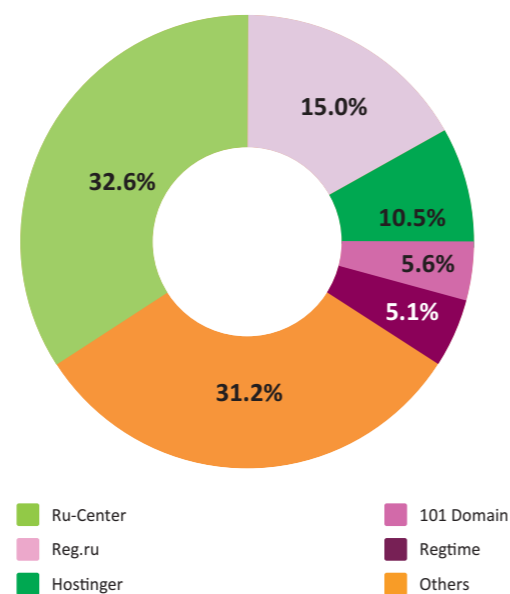
Virtually all major TLD registries recorded domain names through partner companies (registrars, authorized agencies, etc.).

China (.CN), Japan (.JP), Russia (.RU) and Australia (.AU) top the list of countries by the average number of domain names managed by one registrar with 444,700, 235,000, 148,200 and 73,200 domain names, respectively. The top four are the same as in our previous survey held in 2014, but the average number of domain names per registrar was slightly higher in 2014. In Russia, the average per-registrar domain name volume shrunk by 21,000, the biggest decrease among the four, which is due to the appearance of more accredited registrars on the market coupled with a domain growth slowdown. For the majority of national TLDs, this parameter does not exceed 15,000.


Russians have been creating domain names in new Generic Top-Level Domains (gTLDs) fairly actively. Here, a domestic registrar, RU-CENTER, leads the way. In 2015, it accounted for 32.6 percent of all domain names registered by Russians in

new gTLDs. Other domestic registrars also provide domain name registration for gTLDs. These include REG.RU (number two on the market), 101 Domain and Regtime. Of the foreign companies on the Russian market, only Hostinger, an international hosting provider and registrar headquartered in Lithuania, has a significant share of the market.

## Top-5 Registrars in new gTLD for Russian users



## Coordination Center's social and marketing programs





## February 5, 2015



## INFOFORUM 2015

The National Forum for Information Security, Infoforum 2015, opened on February 5 in Moscow. The main topics included information security in Russia, dealing with cyber-crime and the development of information security systems. Experts discussed the pressing issues of critical information infrastructure protection, as well as Russia's technological self-sufficiency.

## April 22-24, 2015



## RIF+CIB 2015

RIF+CIB, a conference uniting the Russian Internet Forum and the Internet and Business Conference, featured the section "Is the Russian Internet Stable?" Participants in the event discussed the influence of international organizations, Russian government bodies and important world events on the Russian segment of the Net. Representatives of the Coordinating Center for TLD RU urged the conference participants to get more involved in the work of international organizations and groups in charge of the development of the Internet.

## April 7, 2015



## RIGF 2015

The Russian Internet Governance Forum gathered almost 500 participants from 27 countries and four continents: Eurasia, Africa, and North and South America. Participants in the forum could sign the Joint Statement against Territorial Discrimination of Internet Users. Dr. Paul Vixie, an Internet pioneer and the author of several modern Internet protocols and systems, was awarded the Order for Service to the Internet.


## September 9-11, 2015



## TLDCON 2015

The 8th Conference for ccTLD Registries and Registrars of CIS, Central and Eastern Europe (TLDCON 2015) took place in Armenia's capital, Yerevan. A record number of participants attended the event: 129 delegates representing national registries and registrars from 20 countries.

## December 21, 2015



## Internet Economy Forum

The Internet Economy Forum focused on the results of over six months of work by experts of the largest Russian companies and relevant bodies on roadmaps of the main directions of the development of the Internet and e-services. The forum was sponsored by the Institute of Internet Development in conjunction with the Coordination Center for TLD RU. The Coordination Center also took part in the Internet+ exhibition.

## IDN Universal Acceptance

The Coordination Center has actively developed relations with international organizations to provide the correct display of Cyrillic symbols in e-mails. The center representatives also took part in the work of the Universal Acceptance

Steering Group (UA-SG) under ICANN to ensure constructive dialogue with developers from other countries on the international IDN characters encoding.



## Educational initiatives

On December 3, 2015, the results of the Learn the Internet and Manage It! all-Russia online championship were summarized. In all, 15,820 people took part in it, with 4,359 people forming 676 school teams from all over the country, including Crimea. Many participants prepared for the championship with the help of the relevant mobile app.

## Promotion of .RU and .PФ domains

The Coordination Center for TLD RU and the Technical Center of Internet have developed a special discount program for the registration of new domain names, timed to coincide with various anniversaries. A 21 percent discount on all new domain names in .RU was proposed for the 21st anniversary of the .RU domain. On the fifth anniversary of the domain .PФ, registrars were offered a 30 percent discount on all new registrations in .PФ. A 20 percent discount was provided in all three Russian domains – .RU, .PФ and .SU – on Russia Day.

As a result, the number of domain name registrations has significantly increased:

- On April 7, 12,351 domain names were registered in .RU, which is 2.2 times more than the average on working days in March and early April 2015;
- On May 12-13, 5,240 domain names were registered in .PФ, which is three times more than the average on working days in April and early May 2015;
- On June 10-11, 14,456 domain names were registered in .RU, which is 1.5 times more than the average on working days in May and early June 2015. In .PФ, 2,693 domain names were registered (1.4 times more than on working days in May and early June 2015).



## "5 Million Domain Names in .RU" postcard

On December 15, the Museum of Postal Services and Moscow Post hosted a ceremony to cancel the postcard "5 Million Domain Names in .RU." To mark the registration of the five millionth domain name in the RU. domain, 7,000 such cards were issued.